





2023147 EDEN SUPER SIX MASTERS

WD 35

Box 1

				1.	2.	3.	4.	5.	6.
TSA751061	EDEN		1. Retha MATTHEE Sharon COETZEE		2-6, 6-7	W/O	6-1, 6-2	6-7, 6-3, 6-1	6-0, 7-6
TSA760141	FS		2. Marlese WILKE Estelle MAREE	6-2, 7-6		6-2, 6-2	Opponent W/O	6-4, 6-2	6-1, 6-2
TSA760049	WP		3. Adri SMIT Magda KOTZE	Opponent W/O	2-6, 2-6		6-2, 6-3	1-6, 6-4, 6-4	6-1, 7-6(5)
TSA821033	GN		4. Keneilwe MASILO Jacqui GROVE	1-6, 2-6	W/O	2-6, 3-6		1-6, 1-6	1-6, 2-6
TSA810059	EP		5. Paula MURRAY Victoria GOODALL	7-6, 3-6, 1-6	4-6, 2-6	6-1, 4-6, 4-6	6-1, 6-1		6-2, 6-2
TSA791096	WP		6. Hanle THERON Siggi FITCHET	0-6, 6-7	1-6, 2-6	1-6, 6-7(5)	6-1, 6-2	2-6, 2-6	

Standings	Points	Wins	Losses	Sets	Games
1. MAREE / WILKE	10	5	0	10 - 0 (100%)	49 - 21 (70%)
2. KOTZE / SMIT	8	4	1	8 - 3 (72.73%)	42 - 38 (52.5%)
3. COETZEE / MATTHEE	6	3	2	6 - 5 (54.55%)	51 - 33 (60.71%)
4. GOODALL / MURRAY	4	2	3	6 - 6 (50%)	55 - 49 (52.88%)
5. FITCHET / THERON	2	1	4	2 - 8 (20%)	32 - 53 (37.65%)
6. GROVE / MASILO	0	0	5	0 - 10 (0%)	13 - 48 (21.31%)